



European
Commission

ISSN 2529-3842



2021 ANNUAL REPORT

on the Implementation of the European Union's
External Action Instruments in 2020

*International
Partnerships*

Photo credits:

Cover photo: © Tedos Teffera; © European Union on pages: 3, 5, 6, 7, 8, 9,, 12, 13, 14, 15, 16, 19, 20, 21, 22 and 24;
© European Union/ECHO/Oleksandr Ratushniak on page 17.

PDF	ISBN 978-92-76-37358-2	ISSN 2529-3842	doi:10.2841/994198	MN-AQ-21-001-EN-N
HTML	ISBN 978-92-76-37335-3	ISSN 2529-3842	doi:10.2841/356	MN-AQ-21-001-EN-Q
Print	ISBN 978-92-76-37454-1	ISSN 2529-3605	doi:10.2841/524063	MN-AQ-21-001-EN-C

More information on the European Union is available on the internet (<http://europa.eu>).






Luxembourg: Publications Office of the European Union, 2021

© European Union, 2021

The reuse policy of European Commission documents is implemented based on Commission Decision 2011/833/EU of 12 December 2011 on the reuse of Commission documents (OJ L 330, 14.12.2011, p. 39).

Except otherwise noted, the reuse of this document is authorised under a Creative Commons Attribution 4.0 International (CC-BY 4.0) licence (<https://creativecommons.org/licenses/by/4.0/>). This means that reuse is allowed provided appropriate credit is given and any changes are indicated. For any use or reproduction of elements that are not owned by the European Union, permission may need to be sought directly from the respective rightholders.

CONTENTS

	FOREWORD	2
	GLOBAL COMMITMENTS	4
	Introduction	5
	Team Europe approach: responding to the COVID-19 global crisis	7
	EU: a strong global actor	8
	GLOBAL PRIORITIES	11
	Human Development	12
	Green Deal	13
	Sustainable Growth and Jobs	14
	Science, technology, innovation and digitalisation	15
	Migration and assistance to refugees and displaced persons	16
	Governance, peace and security	17
	GLOBAL REACH	18
	Sub-Saharan Africa	19
	Latin America and the Caribbean	20
	Asia, Central Asia, Middle East/Gulf and Pacific	21
	Enlargement	22
	European Neighbourhood	23
	Overseas countries and territories (OCTs)	24
	FINANCIAL ANNEXES	25
	ABBREVIATIONS	52

FOREWORD

2020 was a trying year. Around the world, COVID-19 turned work and family lives upside down. It is too early to fully assess the impact of the pandemic on health, well-being, economies and global relations, but it affected everyone, everywhere. It further exacerbated the needs of millions of people already affected by conflicts and natural disasters.

On top of the EU's effort to protect EU citizens at home and abroad, we responded to the crisis beyond our borders through the whole toolbox of our external action instruments. We did so in a decisive manner, demonstrating flexibility, resilience and innovation.

Shortly after the COVID-19 crisis officially became a pandemic, all major European development and humanitarian actors got together and agreed that scale, coordination and focus were needed to assist our partners with maximum impact. Team Europe was born.

As Team Europe, the EU, Member States and European financial and implementing institutions mobilised over EUR 40 billion to help our partners respond to the pandemic. Team Europe was also at the forefront of the development of quality vaccines, and of the global vaccine solidarity effort. As a strong sign of European solidarity, we provided assistance, including delivery of medical and other life-saving supplies. Through conflict prevention and peace building actions, the EU also responded to the impact of the pandemic on people in conflict or in crisis-affected contexts not covered by national or international responses. In addition, the EU launched a Humanitarian Air Bridge, with 67 flights transporting vital supplies and humanitarian and healthcare workers to assist in the response to COVID-19 in 20 countries.

While addressing the impact of COVID-19 in the most vulnerable countries was our immediate priority, we did not lose sight of the need to advance on the green and digital

transitions. In our pursuit of sustainable development for all, the global recovery provides opportunities not to be missed, in particular for women and youth.

That is why at the UN in May 2020, President von der Leyen called for a Global Recovery Initiative that links investment and debt relief to the Sustainable Development Goals. Meanwhile, the EU laid the ground for stronger international partnerships.

In 2020, we completed two major negotiations: the new Neighbourhood, Development and International Cooperation Instrument (Global Europe) for 2021-27 as the main external action-financing tool under the new Multiannual Financial Framework, and the post-Cotonou framework, which will upgrade and modernise our relations with 79 African, Caribbean and Pacific countries.

Africa remained a key priority for the EU in 2020, and in March we launched our vision for strengthening the EU's partnership with Africa in a Joint Communication, "Towards a Comprehensive Strategy with Africa".

Diplomacy, development cooperation, humanitarian aid, climate action, human rights, economic support and trade policy are all part of the EU's toolbox for global security and peace. These different instruments are combined to fit the particular circumstances of each crisis or situation, in line with the EU's Integrated Approach. Our capability to respond to peace and security needs was further enhanced in 2020 by the launch of new Common Security and Defence Policy missions and operations and the decision to create the European Peace Facility.

2020 also saw the EU open accession negotiations with North Macedonia and Albania, and launch an ambitious Economic and Investment Plan for the Western Balkans. In its Eastern and Southern Neighbourhood, the EU continued to tackle the main causes of instability.

The EU responded to urgent crisis situations in Nagorno-Karabakh, Belarus, Lebanon and the Sahel. It deployed peace-building, dialogue, mediation and stabilisation initiatives, as well as Capacity Building for Security and Development activities.

Underlining our commitment to global solidarity, the EU and its 27 Member States remain the leading providers of official development aid, with a collective contribution of EUR 66.8 billion in 2020. This represents almost 46% of total global assistance. We also remained the world's

leading donor of humanitarian assistance, with an overall contribution of EUR 7.57 billion, representing more than 36% of the global contribution.

In this report, you will find many positive examples of EU-funded interventions in Europe and across the globe that illustrate our continuing efforts to deliver results. As, hopefully, the pandemic subsides, Team Europe will continue to harness all the power of our international partnerships to fight inequalities, support a global recovery and build a more sustainable and inclusive world for all.




High Representative Vice-President
JOSEP BORRELL FONTELLES



Commissioner
JANEZ LENARČIČ
Crisis Management



Commissioner
OLIVÉR VÁRHEGYI
Neighbourhood and Enlargement



Commissioner
JUTTA URPILAINEN
International Partnerships



GLOBAL COMMITMENTS

INTRODUCTION

The year 2020 was marked by COVID-19. The pandemic made an impact on everyone, everywhere around the world. The EU responded through its external action instruments, demonstrating adaptability, flexibility and the power of its international partnerships.

This report outlines key aspects of the EU's financial support in 2020 for international cooperation and development, humanitarian aid, foreign policy and enlargement ⁽¹⁾. Prior to the pandemic, the EU already championed a long-term agenda aligned on the Sustainable Development Goals (SDGs), guided by a vision of sustainability and partnership. COVID-19 did not deflect the EU from this objective; indeed, it showed the agenda to be prescient and more urgent than ever, bringing into focus issues such as growing global inequalities and the digital divide.

In 2020, the EU and its Member States came together through a 'Team Europe approach' ⁽²⁾, mobilising more than EUR 40 billion to fight COVID-19 and its impact in our partner countries around the world ⁽³⁾, on top of efforts to protect people and economies in the EU itself.

The immediate priority during 2020 was to mitigate the impact of COVID-19 in the most vulnerable countries, but the EU did not lose sight of the need to lay the basis for a green and digital transition through a just, inclusive and resilient global recovery. At the UN Financing for Development High-Level Event in September 2020, President von der Leyen called for a Global Recovery Initiative that links investment and debt relief to the SDGs.

In 2020, the EU advanced two major frameworks for its external action: internally, negotiations were completed on the new Neighbourhood, Development and International Cooperation Instrument (NDICI) ⁽⁴⁾ – Global Europe for 2021-27; externally, chief negotiators from the EU and the Organisation of African, Caribbean and Pacific States reached a political deal on the post-Cotonou framework, that will upgrade and modernise the EU's relations with the 79 African, Caribbean and Pacific (ACP) countries.

The EU took a historic step by deciding to open accession negotiations with North Macedonia and Albania. In parallel, an ambitious economic and investment plan for the Western Balkans looked to spur long-term recovery and facilitate the path to EU membership.

Throughout 2020, the EU continued to respond to geopolitical developments in its bordering countries and regions. It led initiatives to boost Ukraine's sovereignty and territorial integrity, strengthen the stabilisation and peace process in Libya under the Berlin process, and support civil society in Syria.



⁽¹⁾ See the SWD accompanying this annual report Part I, Introduction, for details.

⁽²⁾ The Team Europe approach combines resources, ways of working, expertise and tools of the EU, Member States, their implementing agencies and European Development Finance Institutions, while respecting EU competences and the decision-making procedures established by the EU Treaties.

⁽³⁾ This takes into account pre-financing from 2019, with a pro-rata temporis methodology, which was adjusted to tackle the pandemic in 2020.

⁽⁴⁾ https://ec.europa.eu/info/funding-tenders/find-funding/eu-funding-programmes/global-europe-neighbourhood-development-and-international-cooperation-instrument_en



The EU's efforts to promote peace and stability in the Sahel region (Burkina Faso, Chad, Mali, Mauritania and Niger), the Central African Republic and the Horn of Africa (Somalia) included diplomacy, civilian and military missions and operations under the common security and defence policy (CSDP) and humanitarian, stabilisation and development aid in an integrated partnership approach.

At the end of 2020, the Communication 'A new EU-US agenda for global change' ⁽⁵⁾ looked to strengthen the transatlantic partnership on several strategic agendas, including climate change, health, and the implementation of the 2030 Agenda.

The promotion and protection of human rights is a cornerstone of EU external action, reaffirmed through its Action Plan on Human Rights and Democracy 2020-2024 ⁽⁶⁾. In a digital age plagued by disinformation, this Action Plan also promotes enhancement of democracy and transparency through media literacy. The adoption of the EU Global Human Rights Sanctions Regime ⁽⁷⁾ on 7 December and subsequent listings in March 2021 are tangible examples of the EU's determination to defend human rights globally.

⁽⁵⁾ JOIN(2020) 22 final of 2 December 2020.

⁽⁶⁾ [JOIN\(2020\) 5 final of 25 March 2020](#).

⁽⁷⁾ OJ L 410I 7.12.2020, p. 1.

TEAM EUROPE APPROACH: RESPONDING TO THE COVID-19 GLOBAL CRISIS

The Team Europe approach is a major practical innovation in how the EU and Member States work together in areas of parallel competence. It emerged in response to the COVID-19 crisis.

It brings together the EU institutions, Member States, their implementing agencies and European Development Finance Institutions. By combining resources, ways of working, expertise and tools, while respecting the EU competences and decision-making procedures set out in the Treaties, it builds a strategic culture of coordination around transformative action.



Of the more than EUR 40 billion mobilised by the EU and its Member States in 2020 to tackle COVID-19, some 65% was disbursed during the year.

In a unique repatriation effort, the EU helped bring home more than 625 000 EU citizens who found themselves stranded abroad. The EU Civil Protection Mechanism also facilitated the delivery ⁽⁸⁾ of over 18 million items of critical personal protective and medical equipment, including over 3 million items from rescEU ⁽⁹⁾ stockpiles established in 2020.

⁽⁸⁾ Through the Union Civil Protection Mechanism (UCPM) and the Emergency Response Coordination Centre (ERCC).

⁽⁹⁾ Reserve capacity known as rescEU reserve of additional capacities.



EU: A STRONG GLOBAL ACTOR

The EU remains one of the few actors with a global presence and a comprehensive policy toolbox able to respond and support our partners around the world.

The EU and its Member States are committed to taking account of development cooperation objectives in the external and internal policies that affect developing countries. The 2017 European Consensus on Development has reaffirmed the importance of policy coherence for development.

IN 2020, THE EU AND ITS 27 MEMBER STATES REMAINED THE LEADING PROVIDER OF OFFICIAL DEVELOPMENT ASSISTANCE (ODA), INCREASING ITS COLLECTIVE CONTRIBUTION TO EUR 66.8 BILLION, ACCORDING TO PRELIMINARY FIGURES ⁽¹⁰⁾. THIS REPRESENTS 46% OF TOTAL GLOBAL ODA FROM THE EU AND OTHER DEVELOPMENT ASSISTANCE COMMITTEE (DAC) DONORS AND IS EQUIVALENT TO 0.50% OF THE EU'S GROSS NATIONAL INCOME (GNI).



In 2020, the EU continued to actively engage in development-related UN processes. The Commission presented the Staff Working Document 'Delivering on the UN's Sustainable Development Goals – A comprehensive approach' ⁽¹¹⁾, reflecting the EU's commitment to the 2030 Agenda. With the EU's support, integrated national financing frameworks (INFFs) were established to develop country-led financing strategies for making progress towards the SDGs.

⁽¹⁰⁾ https://ec.europa.eu/commission/presscorner/detail/en/IP_21_1701

⁽¹¹⁾ SWD(2020) 400 final of 18 November 2020.

Africa remained a key priority for the EU in 2020. In March, the Commission and the High Representative of the Union for Foreign Affairs and Security Policy launched their vision for strengthening the EU's partnership with Africa in a Joint Communication 'Towards a Comprehensive Strategy with Africa' ⁽¹²⁾. They proposed to deepen cooperation in five key areas: green transition; digital transformation; sustainable growth and jobs; peace and governance; migration and mobility.

The EU, together with its Member States, remains the world's leading donors of humanitarian assistance. The EU's humanitarian aid budget for 2020 amounted EUR 2 138 million.



The Union Civil Protection Mechanism was activated 102 times in 2020 – including 57 times outside Europe – for a variety of natural and human-induced disasters.

In 2020, the EU continued to implement its European Neighbourhood policy (ENP), advancing reforms and building resilience and prosperity with partners in its neighbourhood. In March 2020, the Commission and the High Representative of the Union for Foreign Affairs and Security Policy adopted the Joint Communication 'Eastern Partnership policy beyond 2020: Reinforcing Resilience – an Eastern Partnership that delivers for all' ⁽¹³⁾, setting out five long-term policy objectives, with resilience as a crosscutting goal.

In November 2020, the 25th anniversary of the Barcelona Declaration was an opportunity to reflect on the priorities of the EU partnership with the Southern Neighbourhood region. The Joint Communication by the Commission and the High Representative of the Union for Foreign Affairs and Security Policy on a renewed partnership with the Southern Mediterranean region ⁽¹⁴⁾ focused on human development, sustainable and inclusive economic recovery, and youth empowerment.

For the Western Balkans, the Commission adopted proposals to enhance the accession process, and in March 2020, the European Council endorsed the General Affairs Council's decision to open accession negotiations with the Republic of Albania and the Republic of North Macedonia. At the EU-Western Balkans Summit on 6 May 2020, the EU leaders re-affirmed the Union's determination to intensify further its engagement with the region and welcomed the pledge of the Western Balkan partners to implement necessary reforms.

⁽¹²⁾ JOIN(2020) 4 final of 9 March 2020.

⁽¹³⁾ JOIN(2020) 7 final of 18 March 2020.

⁽¹⁴⁾ JOIN (2021), 2 final of 9 February 2021.

In 2020, political agreements were reached on the European Defence Fund and the European Peace Facility. Under the Common Security and Defence Policy (CSDP), civilian missions and military missions and operations (e.g. Central African Republic, Georgia, Iraq, Kosovo⁽¹⁵⁾, Libya, Mali, Niger, Palestinian territories, Somalia, South Mediterranean, Ukraine, Western Indian Ocean) continued to support our partners and address crises around the world.

A new CSDP military operation, EUNAVFOR MED Operation IRINI, was launched on 31 March 2020, with a core mandate to enforce the UN arms embargo on Libya. Following a holistic strategic review of CSDP engagement in the Horn of Africa, the mandates of the military operation EUNAVFOR Operation Atalanta, the military mission EUTM Somalia, and the civilian mission EUCAP Somalia were extended to 31 December 2022. The EU proposed a new tool, the Coordinated Maritime Presences, to increase the EU's capacity to act as a maritime security provider. In September, an implementation plan for a pilot case in the Gulf of Guinea was agreed.

The EU's Service for Foreign Policy Instruments (FPI) deployed 17 electoral missions and remote desk reviews and supported 14 electoral processes during 2020.

Under the External Investment Plan (EIP), the European Fund for Sustainable Development (EFSD) was established to support investment in Africa and the EU Neighbourhood. By the end of 2020, the Commission had signed guarantee agreements with partner financial institutions for a total value of EUR 1.55 billion.

THE EU BLENDING FRAMEWORK COMPRISES SEVEN ACTIVE REGIONAL BLENDING FACILITIES (16). IN 2020, THESE FACILITIES INVESTED OVER EUR 900 MILLION IN PROJECTS AROUND THE GLOBE.

Budget support remains an important tool to support EU external action. The EU disbursed a total of EUR 3 billion as budget support in 2020.

Joint programming promotes a common European strategy as a basis for our relationship with partner countries. By the end of 2020, there were 22 joint programming documents⁽¹⁷⁾, including one new document for Ecuador. The extension of institution-building tools (TAIEX and Twinning) in 2020 helped to leverage European expertise globally.

⁽¹⁵⁾ This designation is without prejudice to positions on status and is in line with UNSCR 1244/1999 and the ICJ Opinion on the Kosovo declaration of independence.

⁽¹⁶⁾ Africa Investment Platform (AIP), Asia Investment Facility (AIF), Caribbean Investment Facility (CIF), Investment Facility for Central Asia (IFCA), Investment Facility for the Pacific (IFP), Latin American Investment Facility (LAIF), and Neighbourhood Investment Platform (NIP). It covers all regions of EU external cooperation (with the EU-Africa Infrastructure Trust Fund having allocated all its remaining resources in 2019).

⁽¹⁷⁾ See the SWD accompanying this annual report, Section 2.4, for details.



GLOBAL PRIORITIES

In 2020, the EU pursued its sustainable development vision through pragmatic partnerships. Below are a few examples highlighting the EU's continued commitment to sustainability.



HUMAN DEVELOPMENT

COVID-19 led to school and university closures affecting more than 1.5 billion students across the planet. EU-funded education support programmes, such as the Global Partnership for Education, Education Cannot Wait, and Education in Emergencies, were re-oriented to provide emergency funding and ensure learning continuity for more than 355 million children in 66 countries. Flexibility arrangements were introduced to Erasmus+ to continue the support to universities, students and staff from partner countries.

In 2020, the EU significantly increased its support for water access, sanitation and hygiene – the first line of defence against COVID-19 – in countries including the Philippines, Pakistan, South Africa, Ivory Coast, São Tomé and Príncipe, Senegal and Cameroon.

The EU-UN Spotlight Initiative, an unprecedented global partnership to eliminate violence against women and girls, had reached 26 countries and six regions by the end of 2020, with a total of EUR 497 million committed.

IN 2020, ABOUT 60% OF THE COMMISSION'S COVID-19 RELATED FUNDING SUPPORTED GENDER EQUALITY AND WOMEN'S EMPOWERMENT ⁽¹⁸⁾.

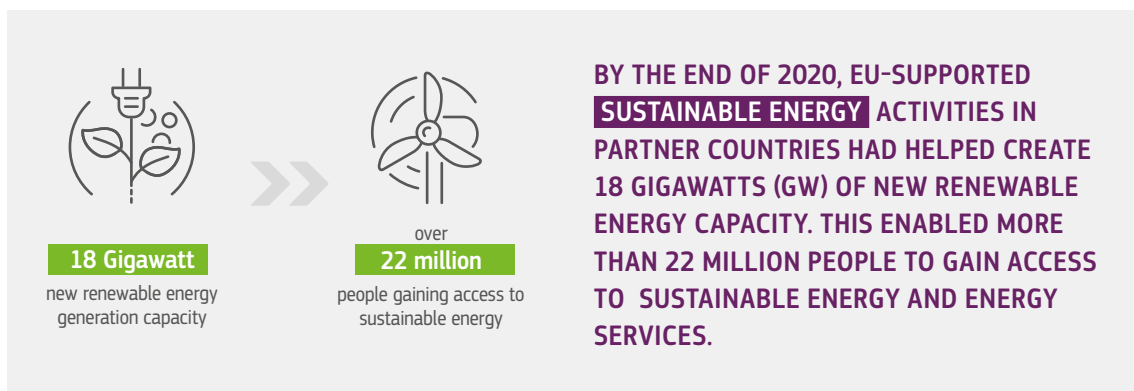
The EU exceeded its EUR 3.5 billion global pledge for nutrition by EUR 800 million in 2020. Between 2014 and 2020, the EU committed EUR 4.3 billion to addressing child and maternal malnutrition. The EU also supported health services during the pandemic by renewing commitments to routine immunisation in partner countries through a EUR 300 million pledge to GAVI, the Vaccine Alliance, and to sexual and reproductive health and rights through a EUR 26.5 million grant to the Global Financing Facility for Women, Children and Adolescents.

⁽¹⁸⁾ This refers to contributions from DG INTPA, NEAR and FPI, excluding guarantees.

GREEN DEAL

In 2020, 27.3 % of EU-funded international cooperation and development assistance contributed to climate change adaptation and mitigation.

In 2020, the EU continued to support actions to increase sustainable energy access and decarbonise the global energy sector.



Under the EIP, the first guarantee programmes targeting sustainable cities were signed in 2020.

Direct support was provided to 12 partner countries to upgrade their Nationally Determined Contributions (NDCs). Through the Global Climate Change Alliance+ (GCCA+), the EU has contributed to more than 80 national climate change strategies in over 60 countries.

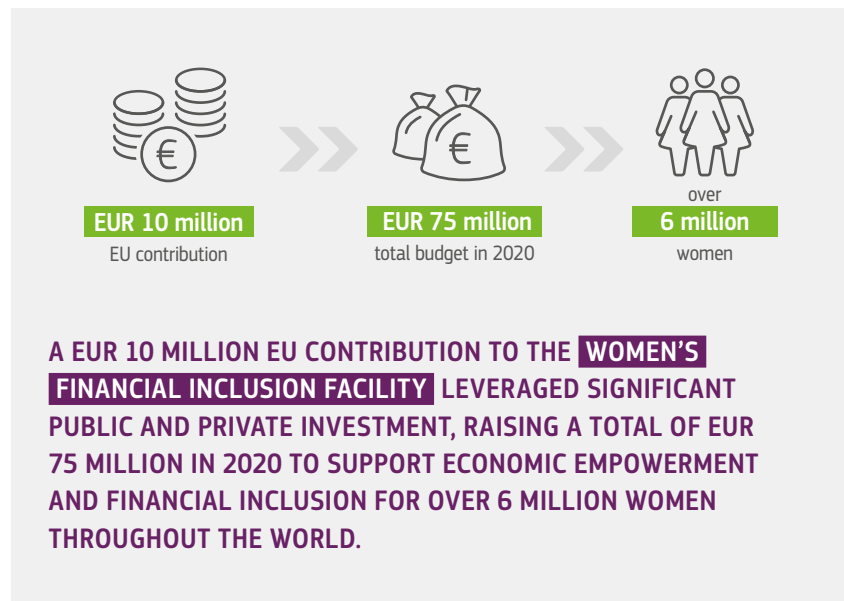
In the field of sustainable agriculture, 19 DeSIRA (Development Smart Innovation through Research in Agriculture initiative) projects were signed in 2020.

In 2020, several partners joined the EU in the launch of an ambitious 'Landscapes for Our Future' initiative aimed at promoting integrated landscape management, spanning more than 20 countries and three sub-regions.



SUSTAINABLE GROWTH AND JOBS

In 2020, the EU provided EUR 183 million to the IMF's Catastrophe Containment and Relief Trust, helping governments in the poorest and most vulnerable countries to cope with the economic effects of COVID-19 and to preserve jobs.



The EU Partnership for Responsible Minerals helped set up 22 miners' organisations around the world, enabling them to access formal markets. In 2020, seven new projects were launched in Africa and Latin America.

In the Western Balkans and Turkey, over 25 EU programmes contributed directly to labour market inclusion and decent work.



SCIENCE, TECHNOLOGY, INNOVATION AND DIGITALISATION

In 2020, the EU boosted its engagement around science, technology, innovation and digital transformation, setting up new initiatives with Africa and expanding work on its Copernicus Earth Observation satellite system.

December 2020 saw the launch of the Digital4Development (D4D) Hub as a strategic platform for multi-stakeholder dialogue and Member State coordination to boost investment and partnerships in digital transformation.

The increased importance of science, technology and innovation for inclusive and sustainable growth in the ACP regions was recognised with the launch of a new EUR 60 million programme to strengthen innovation ecosystems and capabilities.

Collaboration with the EU framework programmes for research and innovation (Horizon 2020 for the year 2020) and its partnerships (e.g. EDCTP ⁽¹⁹⁾) has been crucial to ensure synergies among different funding instruments.

⁽¹⁹⁾ www.edctp.org

MIGRATION AND ASSISTANCE TO REFUGEES AND DISPLACED PERSONS

With over 82.4 million people forcibly displaced worldwide, the EU continued to provide humanitarian assistance to vulnerable displaced populations around the globe. Assistance was provided in key refugee-hosting countries (e.g. Bangladesh, Colombia, Ethiopia, Iran, Kenya, Lebanon, Peru, Turkey, Uganda), as well as in countries affected by internal displacement (e.g. Colombia, Democratic Republic of the Congo, South Sudan, Syria). Life-saving assistance and protection also reached vulnerable migrants along major migratory routes in Central America, Libya and Yemen.

The EU Pact on Migration and Asylum ⁽²⁰⁾ was adopted by the Commission in September 2020. Tailor-made migration partnerships were initiated or strengthened with several countries in Africa and Asia.



Both the EUTF Africa and the EU Regional Trust Fund in Response to the Syrian crisis (EUTF Syria) were extended for a year in response to COVID-19 and to the Beirut port blast. The entire EUR 6 billion budget of the Facility for Refugees in Turkey (FRIT) had been contracted by the end of 2020.

During 2020, new initiatives addressed protracted displacement and supported Venezuelan and Rohingya refugees, relieving financial and social stress on hosting communities while supporting local integration and protection of refugees, migrants and other displaced people.

In addition, with a view to addressing the challenges of irregular migration, development funds were directed to support partner countries in developing effective migration governance and management systems, including border management capacities and the fight against criminal migrant smuggling networks, as well as improving return, readmission and reintegration processes.

⁽²⁰⁾ https://ec.europa.eu/info/strategy/priorities-2019-2024/promoting-our-european-way-life/new-pact-migration-and-asylum_en



GOVERNANCE, PEACE AND SECURITY

In 2020, EU CSDP civilian and military missions contributed to peace and security, carrying out tasks ranging from advising relevant ministries at strategic level on security or defence reforms to supporting border management or training local police.

Two projects were launched to associate enlargement and neighbourhood partners with the work of relevant EU justice and home affairs agencies (EUROMED Police V and CT-INFLOW).

On rule of law and equal access to justice, the EU Transitional Justice Facility supported flexible, short-term actions and the provision of expert advice in Burkina Faso, Liberia, Mali and Yemen. The EUTF Africa and the Instrument contributing to Stability and Peace (IcSP) also continued to support stabilisation, reconciliation and peace processes in countries and regions including Central African Republic, Libya, Mozambique, the Sahel, Syria and Yemen.

In 2020, the humanitarian-development-peace nexus approach ⁽²¹⁾ was implemented in six pilot partner countries (Chad, Iraq, Myanmar, Nigeria, Sudan, Uganda).

⁽²¹⁾ https://ec.europa.eu/echo/what/humanitarian-aid/resilience_en



GLOBAL REACH

In 2020, EU external action partnerships and initiatives supported lives, livelihoods and local ecosystems in every corner of our planet.



SUB-SAHARAN AFRICA

The Joint Communication 'Towards a comprehensive Strategy with Africa', together with the Post-Cotonou Agreement, will shape EU relations with Africa over the coming years.

In February 2020, the 10th African Union Commission-European Commission meeting was held in Addis Ababa. Discussions focused on four main areas: sustainable growth, trade, investment and digitalisation; climate change and resilient infrastructure; peace, security and governance; and migration and mobility.

In April, the EU-G5 Sahel Summit further deepened relations between the G5 Sahel and the EU, supporting the Coalition for the Sahel and the Partnership for Security and Stability in the Sahel (P3S), whose secretariat was established in November 2020.

In July 2020, the first EU/AU Research and Innovation Ministerial took place. All Ministers agreed on a new focus of joint research and innovation activities in the areas of health, green transition, innovation and technology, and capacities for science. Ministers also welcomed the prospects of developing a joint EU/AU Innovation Agenda.



35 GWH

power/year



180 000

beneficiaries

**IN 2020, CONSTRUCTION OF THE
DEFISSOL SOLAR POWER PLANT IN
BENIN BEGAN. IT WILL SUPPLY
35 GWH OF POWER A YEAR TO 180 000
BENEFICIARIES.**

LATIN AMERICA AND THE CARIBBEAN

The EU and its Member States convened two important meetings with Latin America and Caribbean (LAC) region representatives in 2020: an informal ministerial videoconference in July, and an informal ministerial meeting in December. EU and LAC governments committed to jointly 'build back better', notably through a robust green partnership and a digital alliance.

In June 2020, the political and cooperation pillar of the EU-Mercosur Association Agreement was concluded.

WITH THE DETERIORATING POLITICAL AND HUMANITARIAN CRISIS IN VENEZUELA, MIGRATION FLOWS REACHED MORE THAN 5.4 MILLION BY THE END OF 2020. AT THE **VENEZUELA INTERNATIONAL DONORS' CONFERENCE IN MAY, THE EU MOBILISED MORE THAN EUR 144 MILLION IN HUMANITARIAN ASSISTANCE AND DEVELOPMENT COOPERATION TO SUPPORT DISPLACED PERSONS AND THEIR HOST COMMUNITIES.**

The EU Trust Fund for Colombia continued to support the implementation of the Peace Agreement via sustainable rural development and the reincorporation of former combatants. The Business and Biodiversity project helped restore and protect marine and coastal biodiversity in the Caribbean through sustainable tourism in the Dominican Republic, Haiti and Honduras.



ASIA, CENTRAL ASIA, MIDDLE EAST/GULF AND PACIFIC

In 2020, the EU maintained strong connections with key strategic partners through summits with China, India, Japan and the Republic of Korea, two additional leaders' meetings with China, and a first-ever leaders' meeting with Australia.

The negotiation of an EU-China Comprehensive Agreement on Investment (CAI) concluded in December with the ratification process to be seen in the wider context of EU-China relations. The EU-India Summit endorsed the 2025 EU-India roadmap as a guide for future cooperation. In December, the EU and the Association of Southeast Asian Nations (ASEAN) agreed to launch a strategic partnership.

In August 2020, the EU-Vietnam Free Trade Agreement entered into force. This is the most comprehensive trade agreement the EU has concluded with a developing partner country to date.

Dialogue and cooperation with the Gulf Cooperation Council resumed in June 2020.



ENLARGEMENT

In 2020, major developments took place on the EU enlargement agenda. In February 2020, the Commission adopted proposals to enhance the accession process, and in March the European Council endorsed the General Affairs Council's decision to open accession negotiations with the Republic of Albania and with the Republic of North Macedonia. At the EU-Western Balkans Summit in May, the EU reaffirmed its determination to further intensify its engagement with the region.

The annual enlargement package ⁽²²⁾ was adopted in October, alongside the economic and investment plan for the Western Balkans ⁽²³⁾, which included guidelines for the implementation of the Green Agenda. The plan aims to spur long-term post-pandemic recovery, boost economic growth – including digital and green transitions – and support reforms required for accession, including bringing the Western Balkans partners closer to the EU single market.

In the second half of 2020, the European Commission launched informal technical talks with the Western Balkans on their association to Horizon Europe.

The Instrument for Pre-Accession Assistance (IPA) II helps beneficiaries introduce reforms to align with EU rules and values on the road to potential membership. In 2020, 14 new IPA country programmes were adopted. The total operational commitments for IPA II in 2020 amounted to EUR 1.23 billion.

Institution-building tools (TAIEX and Twinning) actively support the IPA countries in their reform processes. In 2020, TAIEX organised 143 events, while 53 twinning projects were ongoing.



⁽²²⁾ [COM\(2020\) 660 final of 6 October 2020.](#)

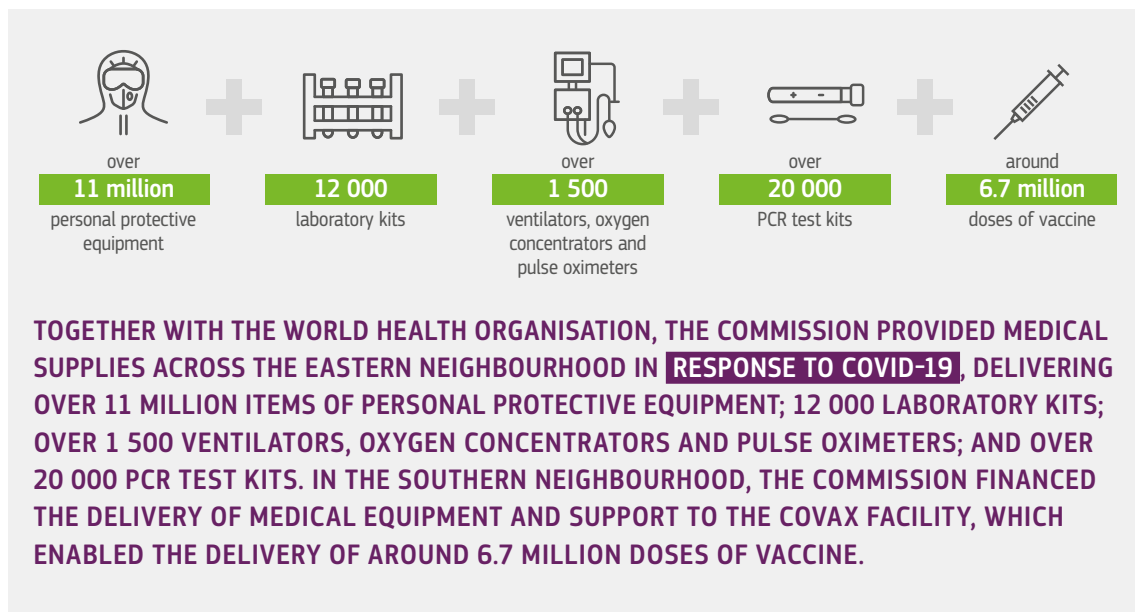
⁽²³⁾ [COM\(2020\) 641 final of 6 October 2020.](#)

EUROPEAN NEIGHBOURHOOD

Progress was made in 2020 on the implementation of the Association Agreements and Deep and Comprehensive Free Trade Areas with Georgia, the Republic of Moldova and Ukraine, and the Comprehensive and Enhanced Partnership with Armenia. Negotiations on a new comprehensive EU-Azerbaijan agreement continued. In Belarus, the aftermath of the 2020 presidential elections halted negotiations on new partnership priorities.

In Ukraine, 2020 saw progress in areas such as decentralisation, infrastructure development and digital transformation. Following the Nagorno-Karabakh conflict, as a first response, the EU mobilised nearly EUR 4 million in humanitarian aid and expressed its readiness to support recovery and shape a durable and comprehensive settlement.

The European Commission has, under Horizon 2020, used a series of instruments to support the strengthening of research and innovation capacity in Armenia, Georgia, Moldova and Ukraine. It also launched informal technical talks with Armenia, Georgia, Israel, Moldova, Tunisia and Ukraine on their association to Horizon Europe.



In 2020, the EU continued to provide assistance across Syria and in neighbouring refugee-hosting countries, seeking to support a return to peace and a resumption of the transition to democracy in Libya, and to help Lebanon address its political and socio-economic crises.

New cooperation initiatives, in particular with Morocco (on a green partnership and security cooperation), were also developed.



OVERSEAS COUNTRIES AND TERRITORIES (OCTS)

In 2020, the EU maintained its strong partnership with the OCTs, as reflected in the high-level political EU-OCT Forum of December 2020.

The all-OCT Thematic Programme and the Caribbean, Indian Ocean and Pacific regional programmes, worth EUR 97.8 million, helped promote the sustainable use of natural resources, protect biodiversity and support climate action and resilience.

The EU helped finance the connection of Wallis and Futuna to the Tui-Samoa digital cable. Broadband provision has enabled over 300 remote medical consultations every year.



95

beneficiaries in 2020

OCT PARTICIPATION IN THE **ERASMUS+ PROGRAMME** HAS MORE THAN DOUBLED SINCE 2018, GROWING TO 177 PROJECTS AND 95 BENEFICIARIES IN 2020.

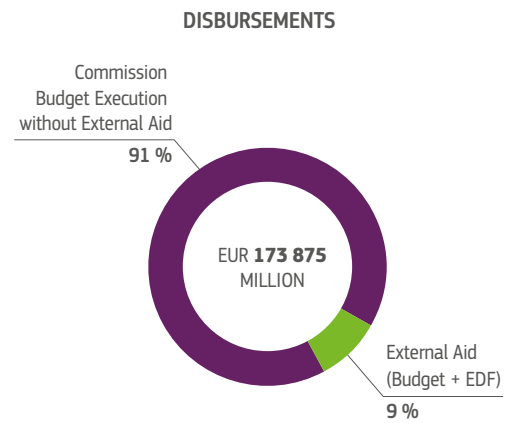
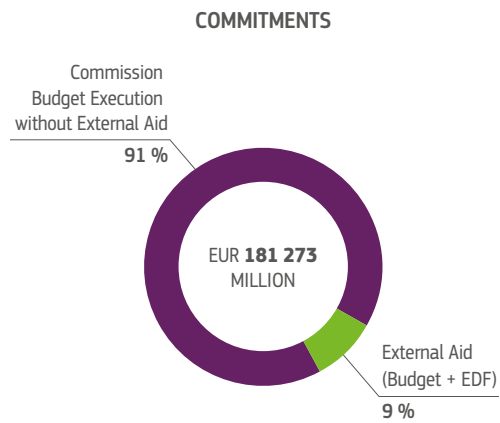


FINANCIAL ANNEXES

Percentage of EU Budget committed and disbursed
on External Assistance in 2020

1	C D	ODA	Non-ODA
	Budget INTPA	Y	Y
	EDF	Y	Y
	Budget Non INTPA	Y	Y

	Commitments (EUR million)	Disbursements (EUR million)
Commission Budget Execution without External Aid	165 214	157 575
External Aid (Budget + EDF)	16 059	16 280
COMMISSION BUDGET + EDF	181 273	173 855



Proportion of external assistance used for Official Development Aid (ODA) in 2020

2	C D	ODA	Non-ODA
	Budget INTPA	Y	Y
	EDF	Y	Y
	Budget Non INTPA	Y	Y

COMMITMENTS (EUR MILLION)

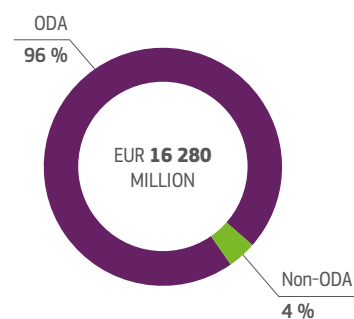
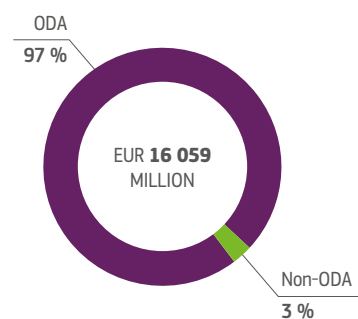
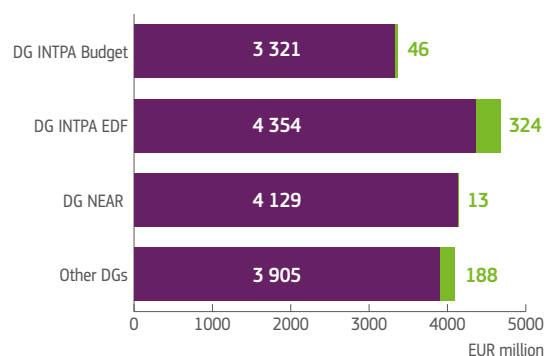
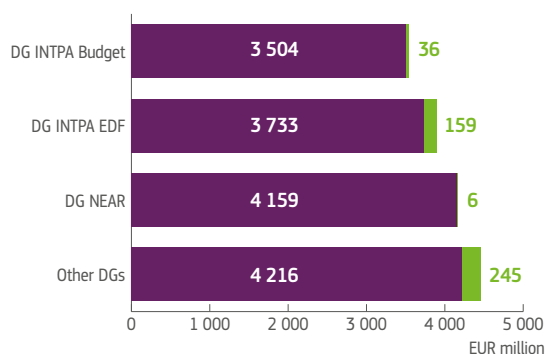
	ODA	Non-ODA	
DG INTPA** Budget	3 504	36	3 541
DG INTPA** EDF	3 733	159	3 892
DG NEAR*	4 159	6	4 165
Other DGs	4 216	245	4 461
	15 613	446	16 059

DISBURSEMENTS (EUR MILLION)

	ODA	Non-ODA	
DG INTPA** Budget	3 321	46	3 367
DG INTPA** EDF	4 354	324	4 679
DG NEAR*	4 129	13	4 142
Other DGs	3 905	188	4 092
	15 709	570	16 280

*DG NEAR = Directorate General for Neighbourhood and Enlargement Negotiations

**DG INTPA = Directorate General for International Partnerships



General EU budget for External Assistance in 2020 by Policy Area

3A	C	ODA	Non-ODA
	Budget INTPA	Y	Y
	EDF	N	N
	Budget Non INTPA	Y	Y

COMMITMENTS (EUR MILLION)

Heading / Policy Area			Description	DG INTPA		DG NEAR		OTHER DGS		Total
				ODA	Non-ODA	ODA	Non-ODA	ODA	Non-ODA	
Regular Contribution	4	01 - ECFIN	Economic and financial affairs	104				240		345
	4	04 - EMPL	Employment, social affairs and inclusion					21		21
	4	05 - AGRI	Agriculture and rural development					159	4	163
	4	07 - ENV	Environment					4		4
	4	13 - REGIO	Regional and urban policy			2		57	35	93
	4	14 - TAXUD	Taxation and customs union						1	1
	4	17 - SANTE	Health and food safety						0	0
	4	19 - FPI	Common foreign and security policy (CFSP)					355	23	378
	4		Cooperation with third countries under the Partnership Instrument (PI)			1		16	143	161
	4		Election observation missions (EU EOMs)					23		23
	4		Information outreach on the Union's external relations					16	4	19
	4		Instrument contributing to Stability and Peace (IcSP) - Crisis response, conflict prevention, peace-building and crisis preparedness					321	4	324
	4	20 - TRADE	Trade					5	14	19
	4	21 - INTPA	Development and cooperation worldwide	39		10		0		49
	4		Development Cooperation Instrument (DCI)	2 986	0	54		130	2	3 172
	4		European Instrument for Democracy and Human Rights	114	0	28				142
	4		Instrument contributing to Stability and Peace (IcSP) - Global and trans-regional threats and emerging threats	78						78
	4		Instrument for Nuclear Safety Cooperation	31						31
	4		The European Union-Greenland partnership		33					33
	4	22 - NEAR	Enlargement process and strategy			1 441		71	0	1 512
	4		European Neighbourhood Instrument (ENI)			2 617	4	194	0	2 815
	4	23 - ECHO	EU Aid Volunteers initiative					3		3
	4		Humanitarian aid, food assistance and disaster preparedness					2 078		2 078
	4		The Union Civil Protection Mechanism					81	5	86
	4	34 - CLIMA	Climate action					1	0	1
	4+5	All	Commission's administration	129	3	7	0	414	8	561
	Regular Contribution TOTAL			3 482	36	4 157	6	4 187	244	12 113
Cofinancing	4	All	All	21		2	0	21	0	44
	4+5		Commission's administration	1	0	0	0	9	0	10
	Cofinancing TOTAL			22	0	2	0	29	0	54
				3 504	36	4 159	6	4 216	245	12 167

**General EU budget for External Assistance in 2020
by Policy Area**

3B	D	ODA	Non-ODA
	Budget INTPA	Y	Y
	EDF	N	N
	Budget Non INTPA	Y	Y

DISBURSEMENTS (EUR MILLION)

Heading / Policy Area			Description	DG INTPA		DG NEAR		OTHER DGS		Total	
				ODA	Non-ODA	ODA	Non-ODA	ODA	Non-ODA		
Regular Contribution	4	01 - ECFIN	Economic and financial affairs	199				255		454	
	4	04 - EMPL	Employment, social affairs and inclusion					32		32	
	4	05 - AGRI	Agriculture and rural development					77	4	81	
	4	07 - ENV	Environment					4		4	
	4	13 - REGIO	Regional and urban policy				0	49	41	91	
	4	14 - TAXUD	Taxation and customs union						1	1	
	4	17 - SANTE	Health and food safety						0	0	
	4	19 - FPI	Common foreign and security policy (CFSP)					372	17	389	
	4		Cooperation with third countries under the Partnership Instrument (PI)			0		55	70	125	
	4		Election observation missions (EU EOMs)					10		10	
	4		Information outreach on the Union's external relations					17	2	20	
	4		Instrument contributing to Stability and Peace (IcSP) - Crisis response, conflict prevention, peace-building and crisis preparedness					304	2	307	
	4	20 - TRADE	Trade					4	14	18	
	4	21 - INTPA	Completion of actions implemented under Industrialised Countries Instrument (ICI+) programme	0	1						1
	4		Development and cooperation worldwide	24		6	0	0			30
	4		Development Cooperation Instrument (DCI)	2 726	6	26	4	135	0		2 897
	4		European Instrument for Democracy and Human Rights	110	1	18	3				132
	4		Instrument contributing to Stability and Peace (IcSP) - Global and trans-regional threats and emerging threats	65	1						66
	4		Instrument for Nuclear Safety Cooperation	14	0						14
	4		The European Union-Greenland partnership		33						33
	4	22 - NEAR	Enlargement process and strategy			1 520	3	59			1 582
	4		European Neighbourhood Instrument (ENI)	2		2 391	3	168	23		2 587
	4	23 - ECHO	EU Aid Volunteers initiative					3			3
	4		Humanitarian aid, food assistance and disaster preparedness					1 628	1		1 629
	4		The Union Civil Protection Mechanism					19	3		21
	4	34 - CLIMA	Climate action					1	0		1
	Cofinancing	4+5	All	Commission's administration	128	3	6	0	411	8	556
		Regular Contribution TOTAL			3 269	46	3 968	13	3 603	188	11 085
4		All	All	51	0	162		296	0	509	
4+5			Commission's administration	1	0	0	0	6	0	7	
Cofinancing TOTAL			52	0	162	0	302	0	516		
				3 321	46	4 129	13	3 905	188	11 601	

General EU budget for External Assistance in 2020 by Policy Area

4A

C	ODA	Non-ODA
Budget INTPA	Y	Y
EDF	N	N
Budget Non INTPA	Y	Y

COMMITMENTS (EUR MILLION)

			Heading / Policy Area	ENI	DCI_GEO	DCI_THEME	DCI_OTHER	EIDHR	ICSP	INSC	CFSP	IPA2	HUMA	OTH	ADMIN	TOTAL		
Regular Contribution	ODA	4	01 - ECFIN												345	345		
		4	04 - EMPL												21	21		
		4	05 - AGRI												159	159		
		4	07 - ENV												4	4		
		4	13 - REGIO												57	57		
		4	19 - FPI						23	321				355	33	732		
		4	20 - TRADE												5	5		
		4	21 - INTPA	1 915		1 251			142	78	31						53	3 470
		4	22 - NEAR	2 811												1 512	4 322	
		4	23 - ECHO												2 078	84	2 162	
		4	34 - CLIMA												1	1		
		4+5	Commission's administration *	53		2	88	12	10	1	0	47	8	2	325	550		
		ODA			2 863	1 915	1 253	88	176	409	33	356	1 774	2 087	546	325	11 826	
	Non-ODA	4	All	4	0	2			0	4			23	0			243	275
		4+5	All	0		0	0	0	0			0	0			5	6	11
Non-ODA		4	0	2	0	0	4			23	0			248	6	287		
Regular Contribution TOTAL			2 867	1 915	1 255	88	176	413	33	379	1 774	2 087	794	331	12 113			
Cofinancing	ODA	4	19 - FPI												1	1		
		4	21 - INTPA	20		8											28	
		4	22 - NEAR	5												2	7	
		4	23 - ECHO												7	1	9	
		4+5	Commission's administration *	0		0	1			0			0	4	3	10		
		ODA		5	20	8	1			0			0	6	10	2	54	
	Non-ODA	4	All												0	0	0	
		4+5	All	0		0	0			0			0	0			0	
		Non-ODA		0		0	0			0			0	0			0	
		Cofinancing TOTAL			5	20	8	1			0			0	6	10	3	54
			2 873	1 935	1 263	90	176	413	33	379	1 780	2 097	797	331	12 167			

*Administration's expenditures under Heading 4 are included in instrument columns whereas administration's expenditure under Heading 5 are included in the Admin Instrument column.

General EU budget for External Assistance in 2020
by Policy Area

4B	D	ODA	Non-ODA
	Budget INTPA	Y	Y
	EDF	N	N
	Budget Non INTPA	Y	Y

DISBURSEMENTS (EUR MILLION)

Heading / Policy Area			ENI	DCI_GEO	DCI_THEME	DCI_OTHER	EIDHR	ICSP	INSC	CFSP	IPA2	HUMA	OTH	ADMIN	TOTAL	
Regular Contribution	ODA	4	01 - ECFIN	454											454	
		4	04 - EMPL	11											20	32
		4	05 - AGRI	77											77	
		4	07 - ENV												4	4
		4	13 - REGIO	1	48											49
		4	19 - FPI				10	304	372			73			759	
		4	20 - TRADE	4											4	
		4	21 - INTPA	1 674	1 199	9	128	65	14				35	3 124		
		4	22 - NEAR	2 561								1 579	0			4 140
		4	23 - ECHO	1 628											22	1 650
		4	34 - CLIMA												1	1
		4+5	Commission's administration *	53	2		89	10	9	1	0	45	8	4	323	545
	ODA		2 615	1 674	1 201	98	148	379	15	373	1 761	1 637	617	323	10 839	
	Non-ODA	4	All	26	0	10	4			3	0	17	3	1	171	235
4+5		All	1	0		0	0	0	0	0	0	0	3	6	11	
Non-ODA		27	0	10	0	4	3	0	17	3	1	174	6	246		
Regular Contribution TOTAL			2 641	1 674	1 211	99	152	382	15	390	1 763	1 638	791	329	11 085	
Cofinancing	ODA	4	19 - FPI	1											1	
		4	21 - INTPA	48	12	0							59			
		4	22 - NEAR	7	163										170	
		4	23 - ECHO	278										0	278	
		4+5	Commission's administration *	0	0		0	0			4	3	7			
		ODA		7	48	12	0	0			0	166	281	2	516	
	Non-ODA	4	All	0				0							0	
		4+5	All	0	0		0	0			0	0	0			
		Non-ODA		0	0		0	0			0	0	0	0		
		Cofinancing TOTAL			7	48	12	0	0			0	166	281	2	516
			2 649	1 722	1 223	99	152	382	15	390	1 930	1 918	793	329	11 601	

*Administration's expenditures under Heading 4 are included in instrument columns whereas administration's expenditure under Heading 5 are included in the Admin Instrument column.

European Development Fund (EDF) in 2020

5	C D	ODA	Non-ODA
	Budget INTPA	N	N
	EDF	Y	Y
	Budget Non INTPA	N	N

COMMITMENTS (EUR MILLION)

Agreement	Type of contribution	Instruments	ODA	Non-ODA	Total
Cotonou	Regular Contribution	A Envelope	2 034	28	2 061
		B Envelope	221	3	224
		Implementation costs	243		243
		Intra-ACP allocations	451	129	580
		Regional allocations	766		766
	Regular Contribution Total		3 715	159	3 874
	Cofinancing	A Envelope	10		10
		Implementation costs	5		5
		Intra-ACP allocations	1	0	1
		Regional allocations	2		2
	Cofinancing Total		18	0	18
		Cotonou Total	3 733	159	3 892
		TOTAL EDF	3 733	159	3 892

DISBURSEMENTS (EUR MILLION)

Agreement	Type of contribution	Instruments	ODA	Non-ODA	Total
Cotonou	Regular Contribution	A Envelope	2 480	41	2 521
		B Envelope	113	1	114
		Implementation costs	27	0	27
		Intra-ACP allocations	453	101	554
		Regional allocations	1 261	181	1 441
	Regular Contribution Total		4 334	324	4 658
	Cofinancing	A Envelope	13		13
		Implementation costs	1		1
		Intra-ACP allocations	5		5
		Regional allocations	2		2
	Cofinancing Total		21		21
		Cotonou Total	4 354	324	4 679
		TOTAL EDF	4 354	324	4 679

Sectoral breakdown of ODA managed by the European Commission in 2020

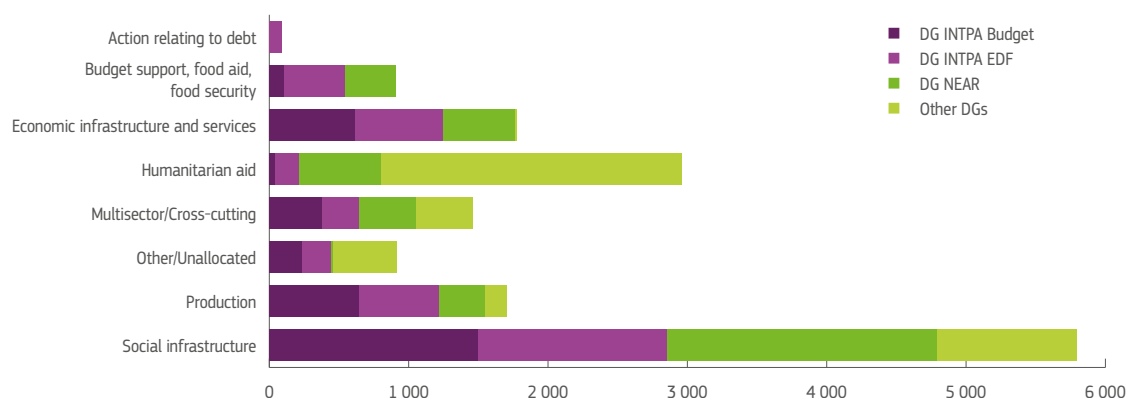
6A	C	ODA	Non-ODA
	Budget INTPA	Y	N
	EDF	Y	N
	Budget Non INTPA	Y	N

COMMITMENTS (EUR MILLION)

Sector of Destination	DG INTPA Budget	DG INTPA EDF	DG NEAR	Other DGs	Total
SOCIAL INFRASTRUCTURE AND SERVICES	1 497	1 351	1 941	1 006	5 795
Education	288	176	264	305	1 032
Education, level unspecified	122	115	196	170	603
Basic education	115	20	22	0	157
Secondary education	33	28	23		85
Post-secondary education	17	13	22	135	187
Health	232	241	332	20	824
Health, general	73	87	137	4	301
Basic health	138	153	195	16	502
Non-communicable diseases (NCDs)	21				21
Population policies/programmes and reproductive health	21	9			30
Population policies/programmes and reproductive health	21	9			30
Water and sanitation	49	69	112	0	231
Water and sanitation	49	69	112	0	231
Government and civil society	674	593	1 097	662	3 027
Government and civil society, general	613	485	1 041	127	2 266
Conflict prevention and resolution, peace and security	61	109	56	536	761
Other social infrastructure and services	233	263	137	18	651
Other social infrastructure and services	233	263	137	18	651
ECONOMIC INFRASTRUCTURE AND SERVICES	617	626	519	13	1 775
Transport and storage	68	157	182	8	416
Transport and storage	68	157	182	8	416
Communications	36	24	15		74
Communications	36	24	15		74
Energy	353	277	97	5	732
Energy policy	250	49	23	5	327
Energy generation, renewable sources	60	150	54	0	264
Energy generation, non-renewable sources			3		3
Hybrid energy plants					
Nuclear energy plants	31				31
Heating, cooling and energy distribution	12	78	17		106
Banking and financial services	115	56	58	0	229
Banking and financial services	115	56	58	0	229
Business and other services	46	112	166		324
Business and other services	46	112	166		324
PRODUCTION SECTORS	645	571	329	161	1 706
Agriculture, forestry and fishing	408	336	72	160	976
Agriculture	387	314	56	160	917
Forestry	21	19	3		42
Fishing	1	3	13		18

Sector of Destination	DG INTPA Budget	DG INTPA EDF	DG NEAR	Other DGs	Total
Industry, mineral resources and mining, construction	212	106	198		516
Industry	211	106	198		514
Mineral resources and mining	1				1
Construction					
Trade and tourism	24	129	60	1	214
Trade policy and regulations and trade-related adjustment	19	127	60	1	207
Tourism	6	2			8
MULTISECTOR/CROSS-CUTTING	374	267	407	414	1 463
General environmental protection	234	49	119	21	422
General environmental protection	234	49	119	21	422
Other multisector	140	219	288	393	1 040
Other multisector	140	219	288	393	1 040
COMMODITY AID AND GENERAL PROGRAMME ASSISTANCE	104	438	361	0	903
General budget support	100	422	361		883
General budget support	100	422	361		883
Developmental food assistance	4	16		0	20
Developmental food assistance	4	16		0	20
ACTION RELATING TO DEBT		92			92
Action relating to debt		92			92
Action relating to debt		92			92
HUMANITARIAN AID	36	179	582	2 167	2 964
Emergency response	27	138	465	2 116	2 747
Emergency response	27	138	465	2 116	2 747
Reconstruction relief and rehabilitation	8	9	117		134
Reconstruction relief and rehabilitation	8	9	117		134
Disaster preparedness	1	31		51	83
Disaster preparedness	1	31		51	83
OTHER: ADMINISTRATIVE COSTS OF DONORS / UNALLOCATED / UNSPECIFIED	232	208	19	456	915
Administrative costs of donors	131	208	7	425	771
Administrative costs of donors	131	208	7	425	771
Unallocated / Unspecified	101		12	31	145
Unallocated / Unspecified	101		12	31	145
	3 504	3 733	4 159	4 216	15 613

COMMITMENTS (EUR MILLION)



Sectoral breakdown of ODA managed by the European Commission in 2020

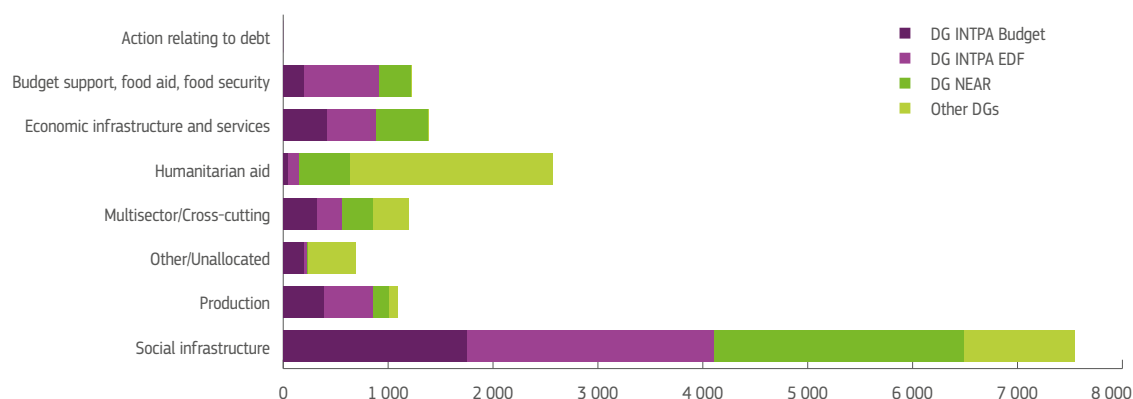
6B	D	ODA	Non-ODA
	Budget INTPA	Y	N
	EDF	Y	N
	Budget Non INTPA	Y	N

DISBURSEMENTS (EUR MILLION)

Sector of Destination	DG INTPA Budget	DG INTPA EDF	DG NEAR	Other DGs	Total
SOCIAL INFRASTRUCTURE AND SERVICES	1 754	2 348	2 385	1 059	7 545
Education	350	265	370	336	1 321
Basic education	24	158	37	8	227
Education, level unspecified	197	67	276	171	711
Post-secondary education	4	12	10	149	174
Secondary education	125	28	47	9	209
Health	189	389	320	21	919
Basic health	156	286	206	18	666
Health, general	31	94	113	3	241
Non-communicable diseases (NCDs)	2	8	2		12
Population policies/programmes and reproductive health	18	12	12	0	42
Population policies/programmes and reproductive health	18	12	12	0	42
Water and sanitation	81	131	117	7	336
Water and sanitation	81	131	117	7	336
Government and civil society	862	1 049	1 171	670	3 752
Conflict prevention and resolution, peace and security	152	101	111	467	831
Government and civil society, general	711	948	1 060	203	2 921
Other social infrastructure and services	253	502	395	25	1 175
Other social infrastructure and services	253	502	395	25	1 175
ECONOMIC INFRASTRUCTURE AND SERVICES	418	466	489	11	1 384
Transport and storage	19	190	108	0	317
Transport and storage	19	190	108	0	317
Communications	14	28	20	1	62
Communications	14	28	20	1	62
Energy	151	194	153	8	507
Energy generation, non-renewable sources	1	2	8		12
Energy generation, renewable sources	61	48	21	1	131
Energy policy	68	36	90	7	201
Heating, cooling and energy distribution	7	102	34	0	143
Hybrid energy plants		6			6
Nuclear energy plants	15		0		15
Banking and financial services	208	16	112	0	336
Banking and financial services	208	16	112	0	336
Business and other services	27	37	96	1	162
Business and other services	27	37	96	1	162
PRODUCTION SECTORS	388	465	157	83	1 093
Agriculture, forestry and fishing	276	377	56	78	786
Agriculture	229	347	48	77	701
Fishing	16	15	2	0	32
Forestry	31	15	6	0	52

Sector of Destination	DG INTPA Budget	DG INTPA EDF	DG NEAR	Other DGs	Total
Industry, mineral resources and mining, construction	56	42	54	3	155
Construction			0		0
Industry	53	37	53	0	143
Mineral resources and mining	2	5	1	3	11
Trade and tourism	57	46	47	2	153
Tourism	4	1	2		7
Trade policy and regulations and trade-related adjustment	54	45	45	2	146
MULTISECTOR/CROSS-CUTTING	324	235	292	346	1 198
General environmental protection	167	114	38	34	353
General environmental protection	167	114	38	34	353
Other multisector	157	121	255	312	845
Other multisector	157	121	255	312	845
COMMODITY AID AND GENERAL PROGRAMME ASSISTANCE	192	717	305	17	1 231
General budget support	103	664	305	15	1 087
General budget support	103	664	305	15	1 087
Developmental food assistance	89	52	0	2	143
Developmental food assistance	89	52	0	2	143
ACTION RELATING TO DEBT					
Action relating to debt					
Action relating to debt					
HUMANITARIAN AID	46	102	485	1 935	2 568
Emergency response	35	64	474	1 852	2 425
Emergency response	35	64	474	1 852	2 425
Reconstruction relief and rehabilitation	5	4	3	5	16
Reconstruction relief and rehabilitation	5	4	3	5	16
Disaster preparedness	6	34	9	78	127
Disaster preparedness	6	34	9	78	127
OTHER: ADMINISTRATIVE COSTS OF DONORS / UNALLOCATED / UNSPECIFIED	198	22	16	454	690
Administrative costs of donors	129	18	7	421	575
Administrative costs of donors	129	18	7	421	575
Unallocated / Unspecified	69	4	9	33	116
Unallocated / Unspecified	69	4	9	33	116
	3 321	4 354	4 129	3 905	15 709

DISBURSEMENTS (EUR MILLION)



Country breakdown of European Commission
development aid in 2020

7A	C	ODA	Non-ODA
	Budget INTPA	Y	Y
	EDF	Y	Y
	Budget Non INTPA	Y	Y

COMMITMENTS (EUR MILLION)

Country / Region	Income Group	DG INTPA Budget	DG INTPA EDF	DG NEAR	Other DGs	Total
PART I: DEVELOPING COUNTRIES AND TERRITORIES (OFFICIAL DEVELOPMENT ASSISTANCE)		3 504	3 733	4 159	4 216	15 613
BILATERAL		3 461	3 632	4 068	4 213	15 374
Europe		7	1	2 040	1 023	3 071
Europe		7	1	2 040	1 023	3 071
Albania	UMICS			220	38	258
Belarus	UMICS			25	8	32
Bosnia-Herzegovina	UMICS			136	0	136
Europe, regional	UNALLOC	2		891	69	963
Kosovo	LMICS			92	84	175
Moldova	LMICS			52	7	59
Montenegro	UMICS			23	8	31
North Macedonia	UMICS		0	112	21	133
Serbia	UMICS		0	171	66	237
States Ex-Yugoslavia	UNALLOC				15	15
Turkey	UMICS		1	144	630	775
Ukraine	LMICS	5		175	77	257
Africa		306	2 799	760	884	4 748
Africa		134	382		42	559
Africa, regional	UNALLOC	134	382		42	559
Africa (North of Sahara)				760	50	810
Algeria	UMICS			40		40
Egypt	LMICS			110		110
Libya	UMICS			20	24	44
Morocco	LMICS			223		223
North of Sahara, regional	UNALLOC			4	23	27
Tunisia	LMICS			362	3	366
Africa (South of Sahara)		172	2 417		791	3 380
Angola	LDCS		25			25
Benin	LDCS		7			7
Burkina Faso	LDCS		77		26	103
Burundi	LDCS		20			20
Cameroon	LMICS		13		2	15
Central African Republic	LDCS		97		21	118
Chad	LDCS		12			12
Comoros	LDCS		7			7
Congo	LMICS		2			2

Country / Region	Income Group	DG INTPA Budget	DG INTPA EDF	DG NEAR	Other DGs	Total
Democratic Republic of the Congo	LDCS		88		3	91
Djibouti	LDCS		37			37
Eastern Africa, regional	UNALLOC		70		285	355
Eswatini	LMICS		9			9
Ethiopia	LDCS		180		2	181
Gabon	UMICS		1			1
Gambia	LDCS		15			15
Ghana	LMICS		95		0	95
Guinea	LDCS		37			37
Guinea-Bissau	LDCS		2			2
Ivory Coast	LMICS		15		3	18
Kenya	LMICS		110			110
Lesotho	LDCS		20			20
Liberia	LDCS		3			3
Madagascar	LDCS		29			29
Malawi	LDCS		102			102
Mali	LDCS		81		20	101
Mauritania	LDCS	1	15			16
Mauritius	UMICS	4	8			12
Mozambique	LDCS		333		5	338
Niger	LDCS		84		54	139
Nigeria	LMICS		15		2	17
Rwanda	LDCS		39		3	42
Sao Tome and Principe	LDCS		7			7
Senegal	LDCS		121			121
Sierra Leone	LDCS		18			18
Somalia	LDCS		12		67	79
South Africa	UMICS	19				19
Southern Africa, regional	UNALLOC				18	18
South of Sahara, regional	UNALLOC	148	211		168	528
South Sudan	LDCS		6		14	21
St Helena	UMICS		1			1
Sudan	LDCS		170		2	172
Tanzania	LDCS		130		5	135
Togo	LDCS		17			17
Uganda	LDCS		3		2	5
Western Africa, regional	UNALLOC		16		90	106
Zambia	LDCS		25			25
Zimbabwe	OTHER_LICS		32		1	33
America		423	193		131	747
America		115			115	230
America, regional	UNALLOC	115			115	230
America (North & Central America)		104	190		10	304
Belize	UMICS		0			0
Caribbean, regional	UNALLOC		20			20

Country / Region	Income Group	DG INTPA Budget	DG INTPA EDF	DG NEAR	Other DGs	Total
Central America, regional	UNALLOC	11				11
Cuba	UMICS	2				2
Dominica	UMICS		0			0
El Salvador	LMICS	33				33
Grenada	UMICS		1			1
Guatemala	LMICS	15				15
Haiti	LDCS		163			163
Honduras	LMICS	21			2	23
Jamaica	UMICS	5				5
Mexico	UMICS				4	4
Nicaragua	LMICS	13			4	17
North & Central America, regional	UNALLOC	4				4
St Lucia	UMICS		6			6
America (South America)		204	3		6	213
Bolivia	LMICS	54			2	56
Colombia	UMICS	20			4	24
Ecuador	UMICS	3				3
Guyana	UMICS		3			3
Paraguay	UMICS	42				42
Peru	UMICS	25				25
South America, regional	UNALLOC	61				61
Venezuela	UMICS				1	1
Asia		1 407	2	940	817	3 166
Asia		225			197	422
Asia, regional	UNALLOC	225			197	422
Asia (Far East Asia)		266	2		8	275
Cambodia	LDCS	10				10
Far East Asia, regional	UNALLOC	25			8	33
Indonesia	LMICS	3				3
Laos	LDCS	5				5
Philippines	LMICS	49				49
Thailand	UMICS	14				14
Timor-Leste	LDCS		2			2
Viet Nam	LMICS	160				160
Asia (Middle East Asia)		246		771	562	1 580
Iran	UMICS	5				5
Iraq	UMICS	169			85	253
Jordan	LMICS			84	0	84
Lebanon	UMICS			102	4	106
Middle East, regional	UNALLOC	9			16	25
Syria	LMICS			350	305	655
West Bank And Gaza Strip	LMICS			235	27	263
Yemen	LDCS	63			125	188
Asia (South & Central Asia)		671		169	51	890
Afghanistan	LDCS	209			19	227
Armenia	LMICS	2		67		69
Azerbaijan	UMICS			14		14

Country / Region	Income Group	DG INTPA Budget	DG INTPA EDF	DG NEAR	Other DGs	Total
Bangladesh	LDCS	45			3	48
Bhutan	LDCS	2				2
Central Asia, regional	UNALLOC	47			4	51
Georgia	LMICS			88	22	110
India	LMICS				0	0
Kyrgyz Republic	LMICS	33			1	34
Myanmar	LDCS	25				25
Nepal	LDCS	20				20
Pakistan	LMICS	60				60
South Asia, regional	UNALLOC	53			3	55
South & Central Asia, regional	UNALLOC	4				4
Sri Lanka	LMICS	17			0	17
Tajikistan	LMICS	112				112
Uzbekistan	LMICS	42				42
Oceania		4	103			107
Oceania		4	103			107
Fiji	UMICS		20			20
Micronesia, regional	UNALLOC	4				4
Oceania, regional	UNALLOC		26			26
Papua New Guinea	LMICS		38			38
Solomon Islands	LDCS		8			8
Vanuatu	LDCS		11			11
Wallis & Futuna	UMICS		1			1
Developing countries		1 314	534	329	1 358	3 535
Developing countries, unspecified		1 314	534	329	1 358	3 535
Developing countries, unspecified	UNALLOC	1 314	534	329	1 358	3 535
BILATERAL, CORE CONTRIBUTIONS TO NGOS AND OTHER PRIVATE BODIES / PPPS				5		5
Bilateral, core contributions to NGOs and other private bodies / PPPs				5		5
Bilateral, core contributions to NGOs and other private bodies / PPPs				5		5
Bilateral, core contributions to NGOs and other private bodies / PPPs				5		5
Multilateral (inflows)		43	100	87	4	234
United Nations agency, fund or commission (UN)		0		87	4	90
United Nations agency, fund or commission (UN)		0		87	4	90
FAO		0				0
UNEP					1	1
UNFCCC					3	3
UNRWA				87		87
Other multilateral institution		43	100			143
Other multilateral institution		43	100			143
Global Alliance for Vaccines and Immunization		30	100			130
Global Fund to Fight AIDS, Tuberculosis and Malaria		13				13

Country / Region	Income Group	DG INTPA Budget	DG INTPA EDF	DG NEAR	Other DGs	Total
PART II: COUNTRIES AND TERRITORIES IN TRANSITION (NON-ODA ELIGIBLE COUNTRIES)		36	30	4	222	293
Bilateral		36	30	4	217	287
Europe		33		2	35	70
Europe		33		2	35	70
Cyprus	MADCTS			2	35	37
Greenland	MADCTS	33				33
America			29			29
America (North & Central America)			29			29
Barbados	MADCTS		4			4
Netherlands Antilles	MADCTS		17			17
Saint Pierre And Miquelon	MADCTS		1			1
Sint Maarten	MADCTS		7			7
America (South America)			0			0
Falkland Islands	MADCTS		0			0
Asia				2		2
Asia (Middle East Asia)				2		2
Israel	MADCTS			2		2
Oceania			2			2
Oceania			2			2
French Polynesia	MADCTS		1			1
New Caledonia	MADCTS		1			1
Other		3		0	182	185
Other		3		0	182	185
MADCT Unallocated	MADCTS	3		0	182	185
MULTILATERAL (INFLOWS)					6	6
Other multilateral institution					6	6
Other multilateral institution					6	6
Other multilateral institution					6	6
PART II: OTHER UNALLOCATED						
Sub Total PI+PII		3 541	3 763	4 163	4 439	15 906
Sub Total PI+PII		3 541	3 763	4 163	4 439	15 906
ODA Countries Other Flows		0	129	2	22	153
ODA Countries Other Flows		0	129	2	22	153
NON-ODA Countries Other Flows						
NON-ODA Countries Other Flows						
TOTAL COMMITTED AMOUNT		3 541	3 892	4 165	4 461	16 059

Country breakdown of European Commission development aid in 2020

7B	D	ODA	Non-ODA
	Budget INTPA	Y	Y
	EDF	Y	Y
	Budget Non INTPA	Y	Y

DISBURSEMENTS (EUR MILLION)

Country / Region	Income Group	DG INTPA Budget	DG INTPA EDF	DG NEAR	Other DGs	Total
PART I: DEVELOPING COUNTRIES AND TERRITORIES (OFFICIAL DEVELOPMENT ASSISTANCE)		3 321	4 354	4 129	3 905	15 709
BILATERAL		3 284	4 254	4 043	3 903	15 484
Europe		35	1	2 106	879	3 022
Europe		35	1	2 106	879	3 022
Albania	UMICS			86	9	95
Belarus	UMICS	1		26	0	27
Bosnia-Herzegovina	UMICS			125	12	136
Europe, regional	UNALLOC	31		361	106	498
Kosovo	LMICS			87	83	171
Moldova	LMICS			56	12	68
Montenegro	UMICS			41	9	50
North Macedonia	UMICS		0	69	17	87
Serbia	UMICS		0	189	34	223
States Ex-Yugoslavia	UNALLOC				5	5
Turkey	UMICS	0	1	914	525	1 440
Ukraine	LMICS	3		151	68	222
Africa		812	3 713	1 062	917	6 504
Africa		258	639	0	17	914
Africa, regional	UNALLOC	258	639	0	17	914
Africa (North of Sahara)		1		1 061	50	1 112
Algeria	UMICS	0		68	7	75
Egypt	LMICS			104	5	109
Libya	UMICS			18	33	51
Morocco	LMICS	0		450	0	450
North of Sahara, regional	UNALLOC			133	0	134
Tunisia	LMICS			288	4	292
Africa (South of Sahara)		554	3 074		850	4 478
Angola	LDCS	4	24			28
Benin	LDCS	3	120			123
Botswana	UMICS	0	5			5
Burkina Faso	LDCS	11	138		59	208
Burundi	LDCS	5	43		1	50
Cabo Verde	LMICS	3	21			24
Cameroon	LMICS	10	33		47	90
Central African Republic	LDCS	3	85		45	133
Chad	LDCS	7	104		35	146

Country / Region	Income Group	DG INTPA Budget	DG INTPA EDF	DG NEAR	Other DGs	Total
Comoros	LDCS	0	1		0	2
Congo	LMICS	2	13		0	15
Democratic Republic of the Congo	LDCS	16	96		65	177
Djibouti	LDCS	1	26		1	28
Eastern Africa, regional	UNALLOC	6	81		1	88
Equatorial Guinea	UMICS	0				0
Eritrea	LDCS	2	1			3
Eswatini	LMICS	2	9		1	12
Ethiopia	LDCS	5	86		49	140
Gabon	UMICS	1	4		0	5
Gambia	LDCS	2	53			55
Ghana	LMICS	7	105		0	112
Guinea	LDCS	5	26		0	32
Guinea-Bissau	LDCS	2	12			14
Ivory Coast	LMICS	7	65		2	74
Kenya	LMICS	9	88		15	112
Lesotho	LDCS	0	14		2	17
Liberia	LDCS	5	32			37
Madagascar	LDCS	5	48		4	57
Malawi	LDCS	5	68		2	76
Mali	LDCS	5	59		70	133
Mauritania	LDCS	5	53		12	71
Mauritius	UMICS	1	7		1	9
Middle Africa, regional	UNALLOC		2			2
Mozambique	LDCS	7	127		13	147
Namibia	UMICS	1	16			17
Niger	LDCS	3	110		85	199
Nigeria	LMICS	6	98		48	151
Rwanda	LDCS	5	56		2	64
Sao Tome and Principe	LDCS	1	6			7
Senegal	LDCS	4	143			147
Sierra Leone	LDCS	5	89		4	98
Somalia	LDCS	2	58		85	146
South Africa	UMICS	45			2	47
Southern Africa, regional	UNALLOC	0	1			1
South of Sahara, regional	UNALLOC	277	459		13	748
South Sudan	LDCS	5	40		58	103
St. Helena	UMICS		9			9
Sudan	LDCS	13	3		77	92
Tanzania	LDCS	6	72		10	87
Togo	LDCS	5	34			39
Uganda	LDCS	12	92		27	132
Western Africa, regional	UNALLOC	5	9		0	14
Zambia	LDCS	3	47		2	52
Zimbabwe	OTHER_LICS	9	79		15	102

Country / Region	Income Group	DG INTPA Budget	DG INTPA EDF	DG NEAR	Other DGs	Total
America		445	201		156	802
America		49			1	50
America, regional	UNALLOC	49			1	50
America (North & Central America)		189	188		43	421
Antigua And Barbuda	UMICS		3			3
Belize	UMICS	1	4			5
Caribbean, regional	UNALLOC	3	42		1	46
Central America, regional	UNALLOC	3				3
Costa Rica	UMICS	2			2	4
Cuba	UMICS	17	3		3	22
Dominica	UMICS	0	2			2
Dominican Republic	UMICS	3	20		1	24
El Salvador	LMICS	12			1	14
Grenada	UMICS		1			1
Guatemala	LMICS	22			6	28
Haiti	LDCS	4	81		13	99
Honduras	LMICS	52			1	53
Jamaica	UMICS	1	24			25
Mexico	UMICS	6			6	12
Montserrat	UMICS		5			5
Nicaragua	LMICS	39			4	43
North & Central America, regional	UNALLOC	20	3		4	27
Panama	UMICS	2				2
St. Lucia	UMICS	0	0			0
St. Vincent & Grenadines	UMICS	0	0			1
America (South America)		207	13		112	331
Argentina	UMICS	3			2	4
Bolivia	LMICS	34			5	39
Brazil	UMICS	7			5	12
Colombia	UMICS	60			37	97
Ecuador	UMICS	28			2	30
Guyana	UMICS	0	10		0	10
Paraguay	UMICS	24				24
Peru	UMICS	18			4	22
South America, regional	UNALLOC	25			14	39
Suriname	UMICS	2	3			5
Venezuela	UMICS	6			43	49
Asia		1 435	19	720	872	3 046
Asia		41		0	46	88
Asia, regional	UNALLOC	41		0	46	88
Asia (Far East Asia)		273	19		24	316
Cambodia	LDCS	78			0	78
China	UMICS	10			7	18
Democratic People's Republic of Korea	OTHER_LICS	3				3

Country / Region	Income Group	DG INTPA Budget	DG INTPA EDF	DG NEAR	Other DGs	Total
Far East Asia, regional	UNALLOC	23			4	27
Indonesia	LMICS	16			2	19
Laos	LDCS	30			0	30
Malaysia	UMICS	1				1
Mongolia	LMICS	30				30
Philippines	LMICS	16			8	23
Thailand	UMICS	11			0	11
Timor-Leste	LDCS	4	19		0	23
Viet Nam	LMICS	52			2	54
Asia (Middle East Asia)		174		434	584	1 193
Iran	UMICS	9			20	28
Iraq	UMICS	92			147	239
Jordan	LMICS	0		74	22	96
Lebanon	UMICS			32	85	118
Middle East, regional	UNALLOC	3		0	23	27
Syria	LMICS	0		111	157	269
West Bank And Gaza Strip	LMICS			216	23	240
Yemen	LDCS	70			106	177
Asia (South & Central Asia)		947	0	286	217	1 450
Afghanistan	LDCS	297			54	351
Armenia	LMICS	1		97	1	99
Azerbaijan	UMICS	0		23		23
Bangladesh	LDCS	215			37	252
Bhutan	LDCS	21				21
Central Asia, regional	UNALLOC	29		0	4	32
Georgia	LMICS	0		165	42	207
India	LMICS	9			6	14
Kazakhstan	UMICS	1				1
Kyrgyz Republic	LMICS	45			2	47
Maldives	UMICS	0			3	3
Myanmar	LDCS	138			18	157
Nepal	LDCS	27			2	30
Pakistan	LMICS	82			36	118
South Asia, regional	UNALLOC	7	0		3	10
Sri Lanka	LMICS	15			8	23
Tajikistan	LMICS	10			3	13
Turkmenistan	UMICS	2				2
Uzbekistan	LMICS	46				46
Oceania		6	103		0	109
Oceania		6	103		0	109
Fiji	UMICS	1	14			15
Kiribati	LDCS		6			6
Marshall Islands	UMICS		0			0
Micronesia, Fed. States	LMICS		1			1
Nauru	UMICS		0			0

Country / Region	Income Group	DG INTPA Budget	DG INTPA EDF	DG NEAR	Other DGs	Total
Oceania, regional	UNALLOC	3	38			40
Papua New Guinea	LMICS	1	11			12
Samoa	UMICS	0	0		0	0
Solomon Islands	LDCS	0	8			8
Tonga	UMICS		2			2
Tuvalu	LDCS		0			0
Vanuatu	LDCS		13		0	13
Wallis & Futuna	UMICS		10			10
Developing countries		551	217	155	1 079	2 001
Developing countries, unspecified		551	217	155	1 079	2 001
Developing countries, unspecified	UNALLOC	551	217	155	1 079	2 001
BILATERAL, CORE CONTRIBUTIONS TO NGOS AND OTHER PRIVATE BODIES / PPPS		5			0	5
Bilateral, core contributions to NGOs and other private bodies / PPPs		5			0	5
Bilateral, core contributions to NGOs and other private bodies / PPPs		5			0	5
Bilateral, core contributions to NGOs and other private bodies / PPPs		5			0	5
Multilateral (inflows)		32	100	87	1	220
United Nations agency, fund or commission (UN)		4		87	1	92
United Nations agency, fund or commission (UN)		4		87	1	92
FAO		0				0
OHCHR		4				4
UNEP					0	0
UNFCCC					1	1
UNRWA				87		87
Other multilateral institution		28	100			128
Other multilateral institution		28	100			128
Global Alliance for Vaccines and Immunization		15	100			115
Global Fund to Fight AIDS, Tuberculosis and Malaria		13				13
PART II: COUNTRIES AND TERRITORIES IN TRANSITION (NON-ODA ELIGIBLE COUNTRIES)		41	56	10	122	229
Bilateral		41	55	10	116	222
Europe		33		7	55	95
Europe		33		7	55	95
Croatia	CEECs/NIS			0		0
Cyprus	MADCTS			0	41	42
Greenland	MADCTS	33				33
Russia	CEECs/NIS	0		6	14	20
Africa		1	2			2
Africa (South of Sahara)		1	2			2
Seychelles	MADCTS	1	2			2
America		3	26		1	30
America (North & Central America)		0	26			26
Anguilla	MADCTS		3			3
Aruba	MADCTS		2			2

Country / Region	Income Group	DG INTPA Budget	DG INTPA EDF	DG NEAR	Other DGs	Total
Bahamas	MADCTS		0			0
Barbados	MADCTS	0	7			8
Curaçao	MADCTS		1			1
Netherlands Antilles	MADCTS		2			2
Saint Pierre And Miquelon	MADCTS		0			0
Sint Maarten	MADCTS		0			0
St. Kitts-Nevis	MADCTS		4			4
Trinidad And Tobago	MADCTS	0	2			2
Turks & Caicos Islands	MADCTS			5		
America (South America)		3			1	4
Chile	MADCTS	2			1	3
Uruguay	MADCTS	1				1
Asia				3	5	9
Asia (Far East Asia)					4	4
Hong Kong, China	MADCTS				0	0
Korea	MADCTS				4	4
Singapore	MADCTS				0	0
Asia (Middle East Asia)				3	1	5
Israel	MADCTS			3	0	4
Saudi Arabia	MADCTS				0	0
United Arab Emirates	MADCTS				1	1
Oceania			27			27
Oceania			27			27
Cook Islands	MADCTS		2			2
French Polynesia	MADCTS		15			15
New Caledonia	MADCTS		9			9
Pitcairn Islands	MADCTS		1			1
Other		4	1	0	54	59
Other		4	1	0	54	59
MADCT Unallocated	MADCTS	4	1	0	54	59
BILATERAL, CORE CONTRIBUTIONS TO NGOS AND OTHER PRIVATE BODIES / PPPS			1			1
Bilateral, core contributions to NGOs and other private bodies / PPPs			1			1
Bilateral, core contributions to NGOs and other private bodies / PPPs			1			1
Bilateral, core contributions to NGOs and other private bodies / PPPs			1			1
PART II: OTHER UNALLOCATED		1		2	15	18
Part II: Other Unallocated		1		2	15	18
Sub Total PI+PII		3 363	4 410	4 142	4 041	15 956
Sub Total PI+PII		3 363	4 410	4 142	4 041	15 956
ODA Countries Other Flows		4	269	0	51	324
ODA Countries Other Flows		4	269	0	51	324
NON-ODA Countries Other Flows			0			0
NON-ODA Countries Other Flows			0			0
TOTAL DISBURSED AMOUNT		3 367	4 679	4 142	4 092	16 280

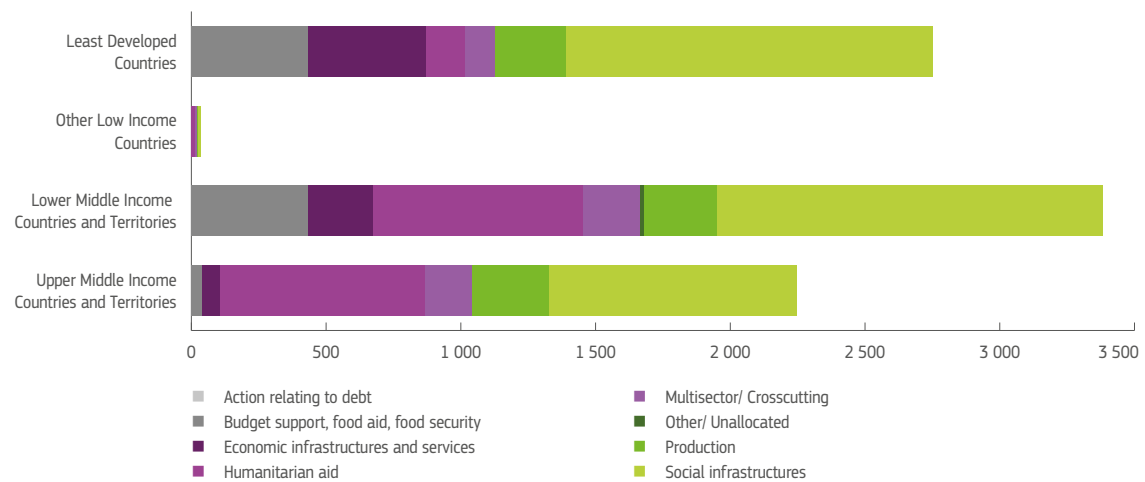
Distribution of ODA by OECD Sector and Country Grouping in 2020

8	C D	ODA	Non-ODA
	Budget INTPA	Y	N
	EDF	Y	N
	Budget Non INTPA	Y	N

COMMITMENTS (EUR MILLION)

Income Group	ODA per Capita (Euro / Capita)	Action relating to debt	Budget support, food aid, food security	Economic infrastructures and services	Humanitarian aid	Multisector/ Crosscutting	Other/ Unallocated	Production	Social infrastructures	Total
Least Developed Countries	2.66		431	439	145	111		262	1 364	2 752
Other Low Income Countries	0.82				13	8		3	10	33
Lower Middle Income Countries and Territories	1.21		432	242	778	213	12	271	1 433	3 381
Upper Middle Income Countries and Territories	2.14		40	64	761	175		285	921	2 245
LDC + OLIC + LMIC + UMIC			903	745	1 697	506	12	821	3 727	8 411
Other	N/A	92	0	1 030	1 267	956	903	886	2 068	7 201
Other		92	0	1 030	1 267	956	903	886	2 068	7 201
		92	903	1 775	2 964	1 463	915	1 706	5 795	15 613

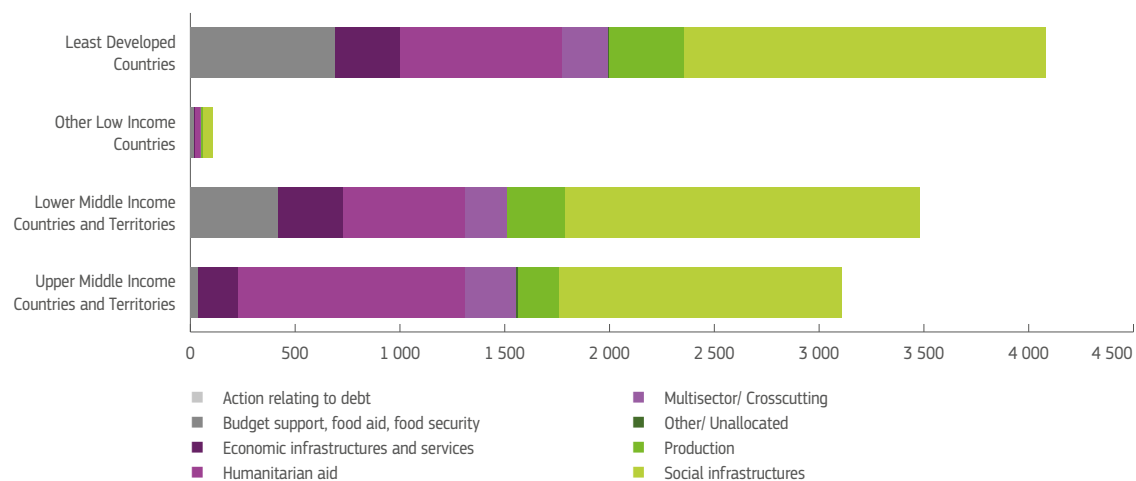
COMMITMENTS (EUR MILLION)



DISBURSEMENTS (EUR MILLION)

Income Group	ODA per Capita (Euro / Capita)	Action relating to debt	Budget support, food aid, food security	Economic infrastructures and services	Humanitarian aid	Multisector/ Crosscutting	Other/ Unallocated	Production	Social infrastructures	Total
Least Developed Countries	3.95		691	307	777	219	2	357	1 730	4 084
Other Low Income Countries	2.6		18	1	25	5		10	47	105
Lower Middle Income Countries and Territories	1.25		418	310	582	197	2	279	1 691	3 480
Upper Middle Income Countries and Territories	2.96		35	190	1 086	239	10	197	1 350	3 108
LDC + OLIC + LMIC + UMIC			1 163	809	2 470	659	15	843	4 818	10 776
Other	N/A		68	575	99	538	675	251	2 727	4 933
Other			68	575	99	538	675	251	2 727	4 933
			1 231	1 384	2 568	1 198	690	1 093	7 545	15 709

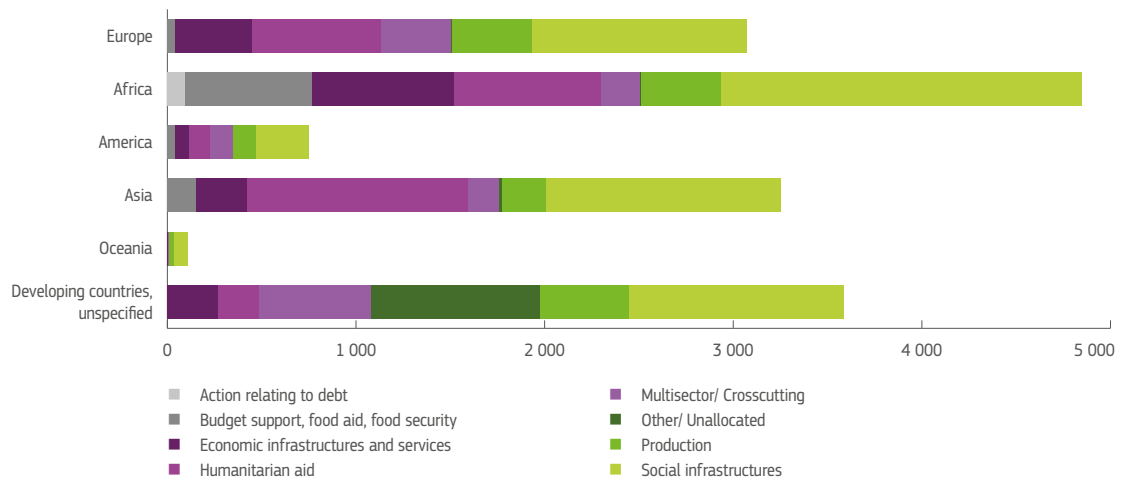
DISBURSEMENTS (EUR MILLION)



COMMITMENTS (EUR MILLION)

Region	ODA per Capita (Euro / Capita)	Action relating to debt	Budget support, food aid, food security	Economic infrastructures and services	Humanitarian aid	Multisector/ Crosscutting	Other/ Unallocated	Production	Social infrastructures	Total
Europe	19.36		40	404	684	376	2	425	1 140	3 071
Africa	3.68	92	672	756	779	202	8	424	1 916	4 849
America	1.21		41	71	116	117		124	278	747
Asia	1.16		150	273	1 168	169	13	234	1 246	3 253
Oceania	8.79			4		4		27	72	107
Developing countries, unspecified			0	267	217	595	892	473	1 143	3 586
		92	903	1 775	2 964	1 463	915	1 706	5 795	15 613

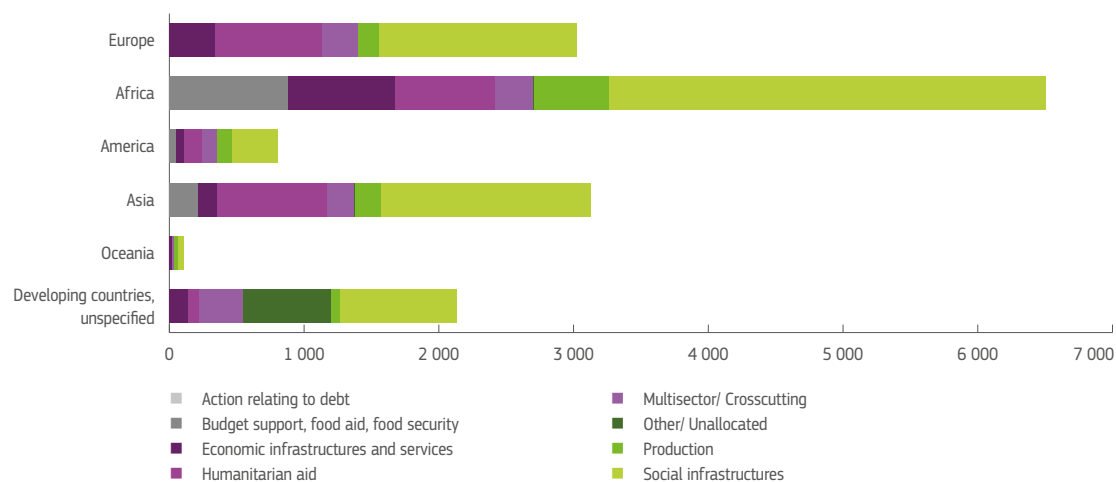
COMMITMENTS (EUR MILLION)



DISBURSEMENTS (EUR MILLION)

Region	ODA per Capita (Euro / Capita)	Action relating to debt	Budget support, food aid, food security	Economic infrastructures and services	Humanitarian aid	Multisector/ Crosscutting	Other/ Unallocated	Production	Social infrastructures	Total
Europe	19.05		43	290	798	265	7	150	1 469	3 022
Africa	4.94		879	790	743	284	8	561	3 243	6 506
America	1.29		51	57	129	113	3	106	343	802
Asia	1.11		215	137	818	193	13	191	1 566	3 133
Oceania	8.99		3	15	0	16		25	51	109
Developing countries, unspecified			41	95	80	327	660	60	875	2 138
			1 231	1 384	2 568	1 198	690	1 093	7 545	15 709

DISBURSEMENTS (EUR MILLION)



ABBREVIATIONS

ACP	Africa, Caribbean, Pacific	INTPA	The Directorate-General for International Partnerships
AGRI	The Directorate-General for Agriculture and Rural Development	IPA2	Instrument for Pre-Accession Assistance
CEEC	Central and Eastern European Countries	LDC	Least Developed Countries
CFSP	Common Foreign and Security Policy Instrument	LMIC	Lower Middle Income Countries
CLIMA	The Directorate-General for Climate Action	MADCT	More Advanced Developing Countries and Territories
DCI - Geo	Development Cooperation Instrument - Geographic	MAF	Macro Financial Assistance
DCI - Thema	Development Cooperation Instrument - Thematic	MFF	Multiannual Financial Framework
ECFIN	The Directorate-General for Economic and Financial Affairs	NEAR	The Directorate-General for Neighbourhood and Enlargement Negotiations
ECHO	The Directorate-General for Humanitarian Aid and Civil Protection	NGO	Non Governmental Organisation
EDF	European Development Fund	NIS	Newly Independent States
EFSD	European Fund for Sustainable Development	Non-ODA	Development aid not classified as Official Development Assistance (ODA)
EIDHR	European Instrument for Democracy and Human Rights	ODA	Official Development Assistance
EMPL	The Directorate-General for Employment, Social Affairs and Inclusion	OECD	The Organisation for Economic Co-operation and Development
ENI	European Neighbourhood Instrument	OHCHR	United Nations High Commissioner for Human Rights
ENV	The Directorate-General for the Environment	OLIC	Other Low Income Countries
FAO	The Food and Agriculture Organization	PPP	Public Private Partnership
FPI	Service for Foreign Policy Instruments	REGIO	The Directorate-General for Regional and Urban Policy
Heading 4	MFF Heading - EU as a global player	SANTE	The Directorate-General for Health and Food Safety
Heading 5	MFF Heading - Administrative expenditure (of the EU Budget and limited to External Assistance)	TAXUD	The Directorate-General for Taxation and Customs Union
HUMA	Humanitarian Aid	TRADE	The Directorate-General for Trade
IcSP	Instrument contributing to Stability and Peace	UMIC	Upper Middle Income Countries
ILO-RBSA	International Labour Organisation - Regular Budget Supplementary Account	UNCCD	Convention to Combat Desertification
INSC	Instrument for Nuclear Safety Cooperation	UNECE	United Nations Economic Commission for Europe
		UNEP	United Nations Environment Programme
		UNFCCC	United Nations Framework Convention on Climate Change
		UNRWA	The United Nations Relief and Works Agency

GETTING IN TOUCH WITH THE EU

In person

All over the European Union there are hundreds of Europe Direct information centres.

You can find the address of the centre nearest you at: https://europa.eu/european-union/contact_en

On the phone or by email

Europe Direct is a service that answers your questions about the European Union.

You can contact this service:

- by freephone: 00 800 6 7 8 9 10 11 (certain operators may charge for these calls),
- at the following standard number: +32 22999696 or
- by email via: https://europa.eu/european-union/contact_en

FINDING INFORMATION ABOUT THE EU

Online

Information about the European Union in all the official languages of the EU is available on the Europa website at: https://europa.eu/european-union/index_en

EU publications

You can download or order free and priced EU publications at:

<https://op.europa.eu/en/web/general-publications/publications>.

Multiple copies of free publications may be obtained by contacting Europe Direct or your local information centre (see https://europa.eu/european-union/contact_en).

EU law and related documents

For access to legal information from the EU, including all EU law since 1952 in all the official language versions, go to EUR- Lex at: <http://eur-lex.europa.eu>

Open data from the EU

The EU Open Data Portal (<http://data.europa.eu/euodp/en>) provides access to datasets from the EU.

Data can be downloaded and reused for free, for both commercial and non-commercial purposes.

